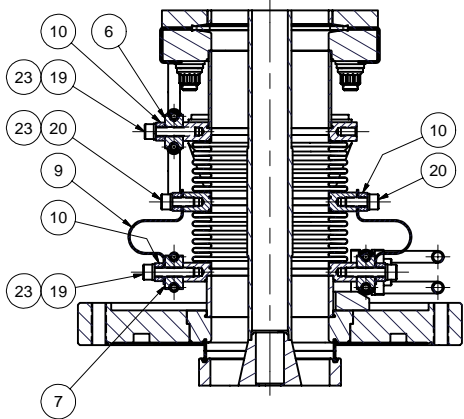
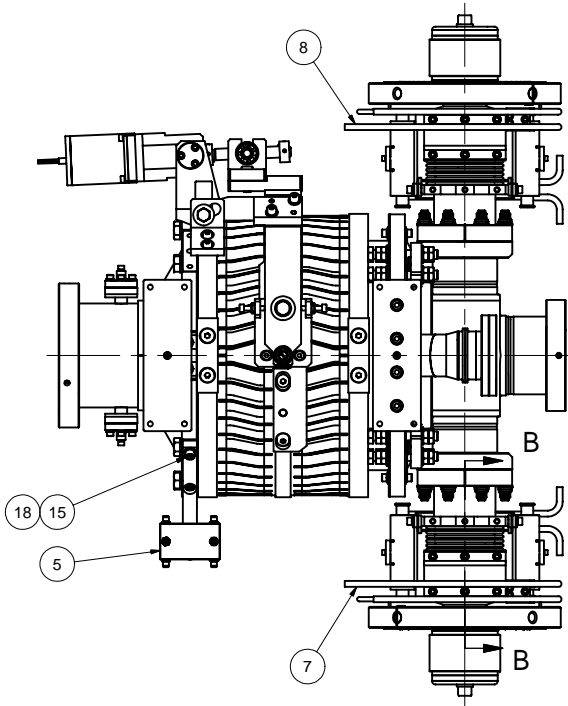
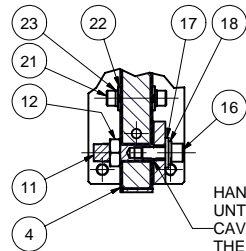


REVISIONS			
SYM.	ZONE	DESCRIPTION	DATE APP.

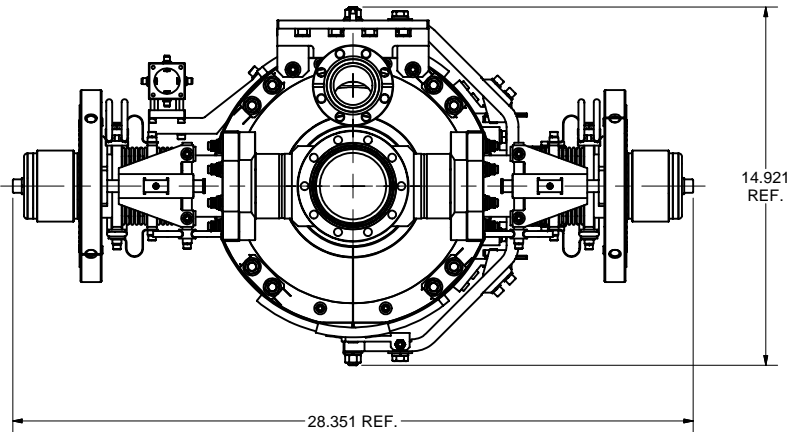
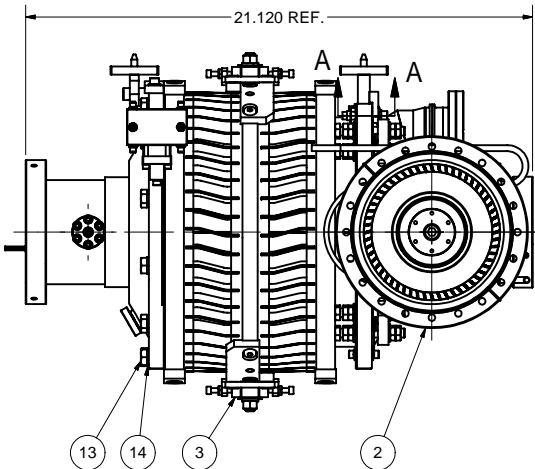
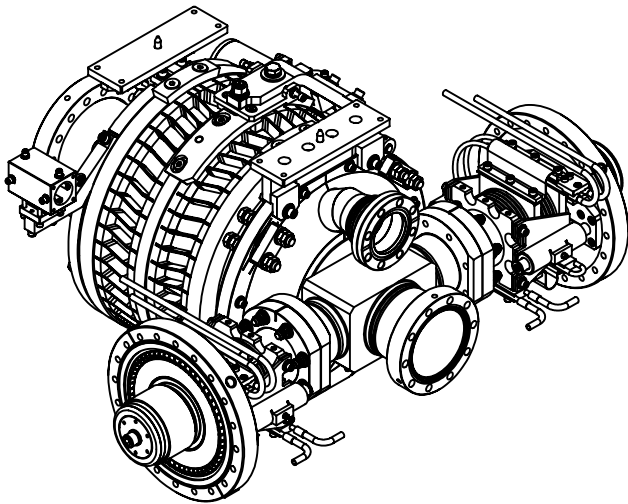


SECTION B-B
SCALE 1:2



SECTION A-A
SCALE 1:2

HAND TIGHT ITEM 11
UNTIL IT TOUCHES
CAVITY SUPPORT BRACKET.
THEN SECURE WITH
LOCK NUT ITEM 12.



1 2-CELL CAVITY ASSEMBLY II, RIGHT

FILE NAME: 7102-034
SHEET NO.: 1
DFT. SCALE: 1:4
MATERIAL:
QTY: 2 PER INJECTOR CRYOMODULE
NOTES:

FOR MACHINING LUBRICANT USE ONLY
ALKALINE DETERGENT LUBRICANT CIMSTAR 40
OR EQUIVALENT APPROVED BY CORNELL LEPP

TECHNICAL RESOURCE APPROVALS REQUIRED BEFORE FABRICATION			
	OK	DATE	N/A
DRAFTING (O'Connell):			
MACHINE SHOP (Kaminski):			
CHEMISTRY (Conklin):			
ELECTRONICS SHOP (Barley):			
FURNACE BRAZING (Sherwood):			
BEAM WELDING (Sears):			
WELDING OTHER (Gallagher):			
UTILITIES INTEGRATION (Gallagher):			
STOCKROOMS (Lockwood):			

ITEM	DWG. NO.	DESCRIPTION	G1	G2	G3	REMARKS	REV.
PLOT DATE: 6/6/2007 CAD FILE NAME: 7102-034.idw			QUANTITY				
23	-	#10 Spring Washer, 316 SS	46			McMaster-Carr's 92147A430	
22	-	#10 Washer, 0.5 OD, 316 SS	16			McMaster-Carr's 91950A027	
21	-	#10-32 x 3/8 Socket Head Cap Screw, 316 SS	16			McMaster-Carr's 92185A988	
20	-	#10-32 x 1/2 Socket Head Cap Screw, 316 SS	12			McMaster-Carr's 92185A989	
19	-	#10-32 x 7/8 Socket Head Cap Screw, 316 SS	18			McMaster-Carr's 92185A960	
18	-	1/4 Spring Washer, 316 SS	4			McMaster-Carr's 92147A029	
17	-	1/4 Washer, 0.625 OD, Thick, 316 SS	2			McMaster-Carr's 91950A029	
16	-	1/4-28 x 5/8 Socket Head Cap Screw, 300 SS, Diconited	2			McMaster-Carr's 92200A582	
15	-	1/4-28 x 3/4 Socket Head Cap Screw, 316 SS	2			McMaster-Carr's 92185A561	
14	-	M10 Spring Washer, 316 SS	12			McMaster-Carr's 92153A434	
13	-	M10 x 30 Hex Head Cap Screw, 316 SS	12			McMaster-Carr's 93635A424	
12	-	3/8-24 Hex Jam Nut, 316 SS	2			McMaster-Carr's 94805A217	
11	7102-032 (SH.3)	3/8-24 SET SCREW	2				
10	7102-036	CLAMP STRIP	10				
9	7102-036	80 K FLEXIBLE JUMPER	4				
8	7102-036	INPUT COUPLER COLD, 80 K FLANGES COOLING UNIT, RIGHT	1				
7	7102-036	INPUT COUPLER COLD, 80 K FLANGES COOLING UNIT, LEFT	1				
6	7102-037	INPUT COUPLER COLD, 5 K FLANGE COOLING UNIT	2				
5	7102-040	WPM W/ BRACKET ASM	1				
4	7102-025	CAVITY MAGNETIC SHIELD I	1				
3	7102-005	TUNER WITH PIEZO ASSEMBLY	1				
2	7102-030	2-CELL CAVITY ASSEMBLY I	1				
1	7102-034 (SH.1)	2-CELL CAVITY ASSEMBLY II, RIGHT	X				
UNLESS OTHERWISE SPECIFIED: DIMENSIONS ARE IN INCHES: TOLERANCES ON: .00 ± .010 .000 ± .005 FRACTIONS ± 1/64 ANGLES ± 0.5° ALL SURFACES			CORNELL UNIVERSITY LEPP LABORATORY FOR ELEMENTARY-PARTICLE PHYSICS			CORNELL UNIVERSITY Floyd R. Newman Laboratory Ithaca, NY 14853	
ERL INJECTOR CRYOMODULE 2-CELL CAVITY ASSEMBLY II, RIGHT			DRAWN BY V.Medjdzade			DATE 6/1/2007	
CHECKED BY: V.M. APPROVED BY: V.M.			SCALE D			7102-034 SH. NO. 1 OF 1	